

# hansgrohe



v.9-20



For your convenience, these products are stocked in our Central Service Center.

Orders placed before 2pm are available within 1 business day for MD, VA, and Raleigh NC locations. Greensboro NC ships within 48 hours.

mosaic   
Products. Design. Solutions.

## Metropol Classic



Metropol Classic Widespread Lavatory Faucet  
Lever Handles / Pop-Up Drain / 1.2 GPM

Chrome	HG31330001	\$427.05
Brushed Nickel	HG31330821	\$542.10



Metropol Classic Wall Mounted Tub Spout

Chrome	HG13425001	\$113.75
Brushed Nickel	HG13425821	\$144.30



Metropol Classic Floor Mount Tub Filler

Chrome	HG31445001	\$1,367.60
Brushed Nickel	HG31445821	\$1,736.80

*Valve required*



Metropol Classic Roman Tub Faucet  
Lever Handles / 3-Hole Rim Mounted / Ceramic Cartridge

Chrome	HG31428001	\$470.60
Brushed Nickel	HG31428821	\$597.35

*Valve required*

## Metropol



Metropol Widespread Lavatory Faucet  
Lever Handles / Pop-Up Drain / 1.2 GPM

Chrome	HG32516001	\$431.60
Brushed Nickel	HG32516821	\$547.95



Metropol Wall Mounted Tub Spout

Chrome	HG32542001	\$131.30
Brushed Nickel	HG32542821	\$167.05



Metropol Floor Mount Tub Filler

Chrome	HG32532001	\$1,466.40
Brushed Nickel	HG32532821	\$1,862.25

*Valve required*

## Talis S



Talis S Widespread Lavatory Faucet  
Pop-Up Drain / 1.2 GPM

Chrome	HG72130001	\$299.00
Brushed Nickel	HG72130821	\$379.60



Talis S Wall Mounted Tub Spout

Chrome	HG72410001	\$102.70
Brushed Nickel	HG72410821	\$130.65



Talis S Wall Mounted Tub Spout with Diverter

Chrome	HG72411001	\$122.20
Brushed Nickel	HG72411821	\$155.35



Talis S Floor Mount Tub Filler

Chrome	HG72413001	\$594.75
Brushed Nickel	HG72413821	\$755.30

*Valve required*

## Talis E / Metris S




Talis E Widespread Lavatory Faucet  
Lever Handles / Pop-Up Drain / 1.2 GPM

Chrome	HG71733001	\$232.70
Brushed Nickel	HG71733821	\$295.75



Metris S Wall Mounted Tub Spout

Chrome	HG14413001	\$117.65
Brushed Nickel	HG14413821	\$149.50



Metris Floor Mount Tub Filler

Chrome	HG31432001	\$1,096.55
Brushed Nickel	HG31432821	\$1,392.30

*Valve required*



Talis E Roman Tub Faucet  
3-Hole Rim Mounted / Ceramic Cartridge

Chrome	HG71747001	\$234.65
Brushed Nickel	HG71747821	\$297.70

*Valve required*

# Shower Functions



Standard 6" Showerarm

Chrome	HG27411003	\$25.35
Brushed Nickel	HG27411823	\$32.50



Bodyvette Body Shower 1 Jet with Stop

Chrome	HG28467001	\$146.90
Brushed Nickel	HG28467821	\$186.55



Standard 9" Showerarm

Chrome	HG04186003	\$52.00
Brushed Nickel	HG04186823	\$66.30



Raindance 9" Showerarm

Chrome	HG27422001	\$94.90
Brushed Nickel	HG27422821	\$120.25



Raindance Classic Showerhead 150 / 3 Jet / 2.5 GPM

Chrome	HG28471001	\$194.35
Brushed Nickel	HG28471821	\$247.00



Raindance S Showerhead 150 / 3 Jet / 2.5 GPM

Chrome	HG27495001	\$164.45
Brushed Nickel	HG27495821	\$208.65



Raindance E – Chrome  
Showerarm, 15"

Showerhead 300 / 1 Jet / 2.0 GPM

Showerarm	HG4731000	\$120.90
Showerhead	HG26239001	\$377.00



Raindance E – Brushed Nickel  
Showerarm, 15"

Showerhead 300 / 1 Jet / 2.0 GPM

Showerarm	HG04731820	\$153.40
Showerhead	HG26239821	\$479.05



Raindance Classic Handshower 100 / 3 Jet / 2.5 GPM

Chrome	HG28548001	\$137.15
Brushed Nickel	HG28548821	\$174.20

Select either a Porter or Wall Bar to accompany this product.



Raindance Select S Handshower 120 / 3 Jet P / 2.5 GPM

Chrome	HG26037001	\$105.95
Brushed Nickel	HG26037821	\$134.55

Select either a Porter or Wall Bar to accompany this product.

# Shower Functions



Porter S for Handshower

Chrome	HG28331000	\$27.95
Brushed Nickel	HG28331820	\$35.75

Handshower, Hose, and FixFit sold separately.



Showerarm Mount for Handshower

Chrome	HG04580000	\$25.35
Brushed Nickel	HG04580820	\$32.50

Handshower and Hose sold separately.



Unica Wallbar Classic, 24"

Chrome	HG27617000	\$171.60
Brushed Nickel	HG27617820	\$217.75

Hose included. Fixfit and Handshower sold separately.



Unica Wallbar S, 24"

Chrome	HG28632000	\$122.85
Brushed Nickel	HG28632820	\$156.00

Hose included. Fixfit and Handshower sold separately.



FixFit

Wall Outlet with Check Valves

Chrome	HG27458003	\$44.85
Brushed Nickel	HG27458823	\$57.20



FixFit

Wall Outlet with Check Valves

Chrome	HG26455001	\$63.70
Brushed Nickel	HG26455821	\$80.60



Shower Hose Techniflex, 63"

Chrome	HG28276003	\$38.35
Brushed Nickel	HG28276823	\$48.75

## Shower Trims



Ecostat S

Thermostatic Trim with Volume Control and Diverter

Chrome	HG15758001	\$354.90
Brushed Nickel	HG15758821	\$450.45



Ecostat S

Pressure Balance Trim

Chrome	HG15739001	\$140.40
Brushed Nickel	HG15739821	\$178.10



Ecostat Classic

Thermostatic Trim with Volume Control and Diverter

Chrome	HG15728001	\$354.90
Brushed Nickel	HG15728821	\$450.45



Ecostat Classic

Pressure Balance Trim

Chrome	HG15769001	\$140.40
Brushed Nickel	HG15769821	\$178.10



Ecostat Square

Thermostatic Trim with Volume Control and Diverter

Chrome	HG15714001	\$354.90
Brushed Nickel	HG15714821	\$450.45



Ecostat Square

Pressure Balance Trim

Chrome	HG15724001	\$140.40
Brushed Nickel	HG15724821	\$178.10



ShowerSelect S

Thermostatic Trim for 2 Functions

Chrome	HG15743001	\$441.35
Brushed Nickel	HG15743821	\$560.30



ShowerSelect

Thermostatic Trim for 2 Functions

Chrome	HG15763001	\$441.35
Brushed Nickel	HG15763821	\$560.30

## Diverter Trim / Valve



Ecostat

Diverter Trim S Trio/Quattro

Chrome	HG4232000	\$94.90
Brushed Nickel	HG04232820	\$120.25

Quattro or Trio Diverter required



Trio 2-Way Diverter, 3/4"

HG15984181	\$137.15
------------	----------



Quattro 3-Way Diverter, 3/4"

HG15930181	\$172.25
------------	----------

## Non-Close Drains



Non-Close Drain for Sinks

Chrome	HG50001001	\$42.90
Brushed Nickel	HG50001821	\$54.60

## Shower Rough-Ins



iBox Universal Plus with Service Stops, 3/4"

HG1850181	\$88.27
-----------	---------



Showerpipe Basic Set

HG16181181	\$46.15
------------	---------

## Tub Rough-Ins



Freestanding Tub Filler

HG10452181	\$454.35
------------	----------



Hot Water Tempering Thermo Mixing Valve for Floor Mount Tub Fillers

HG0559116	\$80.00
-----------	---------



3-Hole Roman Tub Set

HG6607000	\$172.90
-----------	----------




4-Hole Roman Tub Set

HG06646000	\$259.35
------------	----------


# iBox: Revolutionary Technology



**Water-Tight Seals All Around**  
Rubber seals on the housing and carrier plate create a water-tight installation. Any potential leaks drain into the shower compartment, not into the wall.




**Multiple Mounting Options**  
Multiple mounting points and depth options allow the rough to be installed with any commonly used mounting system.



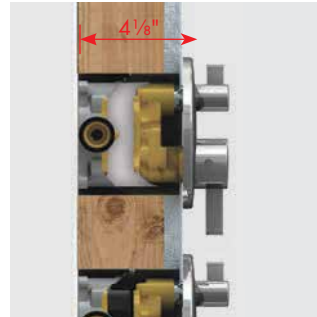
**Built-In Service Stops**  
Allows easy servicing of the valve and other components.



**180° Rotational Symmetry**  
Even if the rough is installed upside down, the trim can still be mounted to the rough, avoiding costly repairs.



**Simplified Pipe Flushing**  
The rough can easily be flushed prior to installing the function block. Hot and cold water remain isolated while passing through the flushing insert.



**Extension Set**  
Even if the rough has been mounted too deeply into the wall, the problem is easily solved with an extension set. The extension set (sold separately) ensures a water-tight seal, keeping the walls free from dampness.



**Trim Includes Function Block**  
Function block is supplied with trim, not the rough, allowing trim to be ordered later in the process, which may reduce warehousing, theft, and damage due to dirt or frost during the building phase.



**Shallow Extension Set**  
Limited installation depths are not a problem, thanks to the shallow extension set. Simply installing the set between the tiles and trim allows for installation in walls as shallow as 2 1/4".



**Reduced Noise Transfer**  
The brass function block rests on rubber seals, so pipe vibrations transferred to the wall will be reduced. The trim carrier plate attaches to the housing, not the function block, minimizing noise transfer to the finished wall.

# iBox: Installation



**iBox Universal Plus Package Contents**  
Rough, installation flange, 1 plug, flushing insert, protective cap, and assembly instructions.



**Create Connection Fittings**  
When using copper pipes, connection fittings should be created prior to installation.



**Install Connection Fittings**  
Clamp the rough in a vice using a 3/4" nipple threaded into the top or bottom outlet, then install connection fittings.



**Level Mounting**  
Mount the rough in exactly the right position using the integrated leveling points.



**Connect Water Supply**  
Solder the water supply pipes and other risers to the previously installed fittings. Note: Please maintain a minimum 4" distance from the housing while soldering.



**Valve Flushing**  
Simply turn on the water supply to flush the valve. The water passes through the flushing insert, which comes pre-installed.



**Shut Off Water**  
After flushing, shut off water using built-in service stops, operated by an Allen wrench or flathead screwdriver. Replace protective cap.



**Cut a Hole in the Wall**  
Trim a 5" diameter hole in the wall material to accommodate the rough.

# iBox + ShowerSelect Trims

By integrating the iBox Universal Plus rough with ShowerSelect trims, the hansgrohe brand has done it once again. Creating the perfect shower installation has never been so easy. Geometric design and revolutionary push-button control are

combined into a sleek package. A simple touch of a button is all it takes to switch functions on and off, or to change the spray modes. Everything works purely mechanically, providing long-lasting reliability and satisfaction. Hansgrohe

ShowerSelect Trims are available with square or round escutcheon plates.



**ShowerSelect Square**  
Thermostatic 1-Function Trim



**ShowerSelect Square**  
Thermostatic 2-Function Trim



**ShowerSelect Round**  
Thermostatic 1-Function Trim



**ShowerSelect Round**  
Thermostatic 2-Function Trim

# Shower Trim Installation



**Trim Package Contents**  
Escutcheon, carrier plate, function block, support housings, mounting screws, handles, handle adaptors, and assembly instructions.



**Remove Excess Plaster Shield**  
Cut the excess plaster shield until it protrudes approximately 1/8" beyond the finished wall.



**Seal With Silicone**  
To prevent moisture from entering the wall, seal the joint between the rough and the finished wall with silicone.



**Remove Flushing Insert**  
Remove protective cap, then remove flushing insert by removing Allen screw. Remember to shut off the water if necessary using the service stops!



**Install Function Block**  
Using the four mounting screws provided, install the function block on the rough. Re-open service stops to turn on water supply.



**Install Carrier Plate**  
Use the included plastic screws to attach the carrier plate to the rough housing, preventing noise transfer and water leaks.



**Install the Escutcheon**  
Simply fit escutcheon over the carrier plate – no screws or bolts needed. Rubber seal and O-rings on cartridges guarantee a firm hold.



**Install the Handles**  
Finally, attach handles with the included set screws.



**Completed Shower**



**Installation Video**  
For more information, scan for a video on the iBox Universal Plus rough.

# Care Instructions

General cleaning guidelines:

- Do not use any cleaning agents containing hydrochloric acid, formic acid, chlorine bleach or acetic acid, as these can cause significant damage.
- Do not use any abrasive cleaning tools or devices such as unsuitable scouring agents or sponge scourers. It's best to clean with a soft, clean cotton cloth. Do not use micro-fibre cloths.
- Clean using the prescribed cleaning agent dosage and with a maximum exposure time of 10 min.
- When spray cleaning, never spray the cleaning solution onto the hansgrohe products; instead, spray onto the cleaning cloth.
- After cleaning, rinse sufficiently with clean water.

## Warranty

This limited warranty extends to the original purchaser only. This warranty is non-transferable. Hansgrohe, Inc. neither assumes nor authorizes any person to create for it any other obligation or liability in connection with this product. If you are a consumer who purchased the product for use primarily for personal, family or household purposes, this limited warranty starts on the date of purchase and extends for as long as you own the product and the home in which the product is originally installed. If you purchased the product for use primarily for any other purpose, including, without limitation, a commercial purpose, this limited warranty starts on the date of purchase and extends (i) for 1 year, with respect to hansgrohe brand products and commercial products, and (ii) for 5 years, with respect to AXOR products. The Rubbed Bronze finish is subject to a 3-year limited warranty starting on the date of purchase.

This limited warranty covers only your manufactured product. Hansgrohe, Inc. warrants this product against defects in material or workmanship as follows: Hansgrohe, Inc. will replace at no charge for parts only or, at its option, replace any product or part of the product that proves defective because of improper workmanship and/ or material, under normal installation, use, service and maintenance. If Hansgrohe, Inc. is unable to provide a replacement and repair is not practical or cannot be made in timely fashion, Hansgrohe, Inc. may elect to refund the purchase price in exchange for the return of the product. Labor is not included in the warranty.

This warranty is limited to products manufactured by Hansgrohe, Inc. that are purchased from a Hansgrohe, Inc. authorized seller by a consumer in the United States or Canada after September 1, 2019, and installed in either the United States or Canada.



Alexandria, VA | Chantilly, VA | Fairfax, VA | Richmond, VA | Virginia Beach, VA  
North Bethesda, MD\* | Owings Mills, MD\* | Greensboro, NC | Raleigh, NC

[www.mosaictileco.com](http://www.mosaictileco.com)

